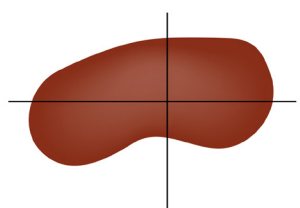


ABCDEs of Melanoma


Moles, brown spots and other skin growths are usually harmless, but sometimes provide warning signs of melanoma. Check your skin for early signs of cancer with the ABCDEs of melanoma*.



A

Asymmetry

Asymmetry: Moles that are malignant often have asymmetrical or irregular features.



B

Borders

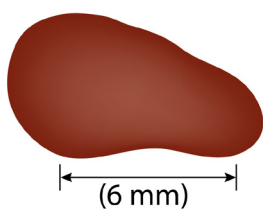
Borders: Benign moles are more likely to have smooth borders, while cancerous moles often have uneven and rugged edges.



C

Color

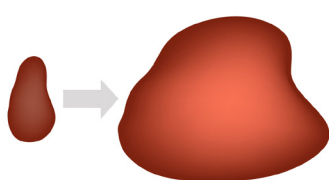
Color: A multi-colored mole may be a warning sign of melanoma. Malignant moles can vary in different shades and colors from black, brown, blue, tan, red and white.



D

Diameter

Diameter: Malignant moles are often larger than benign moles. A mole greater than 6 millimeters in diameter should be examined by a physician.



E

Evolution

Evolution: A typical mole can turn malignant and may display signs of evolution by changing in shape, size, and color. Be sure to have a doctor check any moles that appear abnormal.

If you become aware of changing or irregular moles, schedule an appointment with your dermatologist. Early detection and treatment are the keys to successfully fighting skin cancer.

If you developed melanoma after taking erectile dysfunction drugs, including Viagra®, you may qualify for compensation. Contact the attorneys at Cory Watson for a free consultation.

CORY WATSON

ATTORNEYS

1-800-900-4800

www.CoryWatson.com

*Source: The Skin Cancer Foundation, www.skincancer.org

No representation is made that the quality of legal services to be performed is greater than the quality of legal services performed by other lawyers.